



**MARINE CORPS SYSTEMS COMMAND**  
HOME OF THE MARINE CORPS ACQUISITION PROFESSIONALS

# PfM Command Element Systems



Mission: Provide and Sustain Command & Control, Communications and Intelligence Capabilities to the MAGTF

27 July 2017



- State of the Marine Corps
- Direction from Higher
- MCSC FSR
- PfM CES Overview
- Areas Where Industry Can Help



## Future “Five Drivers of Change”



**Problem Statement:** The Marine Corps is not organized, trained and equipped to meet the demands of a future operating environment characterized by...**Five Drivers of Change**



- CMC Direction
  - Integrate with the Navy
  - Evolve the MAGTF
  - Operate in Contested Environments
  - Enhance Maneuver
  - Exploit competence of Individual Marines
- Reshaping our Corps
  - Force 25
  - MOC
  - C4: Strategy for Assured Command and Control
  - Intel: MCISRE
  - CD&I: MAGTF Info Environment Ops COE

***The Marine Corps is the nation's crisis response force!***



# MARINE CORPS SYSTEMS COMMAND

HOME OF THE MARINE CORPS ACQUISITION PROFESSIONALS

## Organization Chart

**MARCORSYSCOM**  
**Commander**  
**Executive Director**

**Sergeant Major**

- Counsel
- International Programs
- Small Business
- Command Safety

- AC/S G-1 Admin
- AC/S G-2 Security
- AC/S G-4 Facilities, Supply & Services
- AC/S G-6 OCIO
- LA Legislative Affairs
- OPAC Office of Public Affairs & Comm
- IG Inspector General

**CoS**  
Chief of Staff  
Staff Sec

**DEPUTY TO THE COMMANDER**  
Systems Engineering & Acquisition Logistics

- DIRECTOR Systems Engineering
- DIRECTOR Acquisition Logistics & Product Support

**DEPUTY TO THE COMMANDER**  
Resource Management

- DIRECTOR Financial Management
- DIRECTOR Human Capital Management

**DIRECTOR**  
Operations & Programs

**DIRECTOR**  
Contracts

**CO MCTSSA**  
Marine Corps Tactical Systems Support Activity

**AVTB**  
Amphibious Vehicle Test Branch

**PfM GCES**  
Portfolio Manager Ground Combat Element Systems

- PM IW Infantry Weapons
- PM ICE Infantry Combat Equipment
- PM FIRES Fires

**PfM LCES**  
Portfolio Manager Logistics Combat Element Systems

- PM ENG SYS Engineer Systems
- PM SUP/MAINT SYS Supply & Maintenance Systems
- PM AMMO Ammunition

**PfM CES**  
Portfolio Manager Command Element Systems

- PM INTEL Intelligence Systems
- PM C2 SYSTEMS Command & Control Systems
- PM COMMS Communications Systems

**PfM SES**  
Portfolio Manager Supporting Establishment Systems

- PM NI Network & Infrastructure
- PM CS3 Customer Support & Strategic Sourcing
- PM APPS Applications

**PM TRASYS**  
Program Manager Training Systems

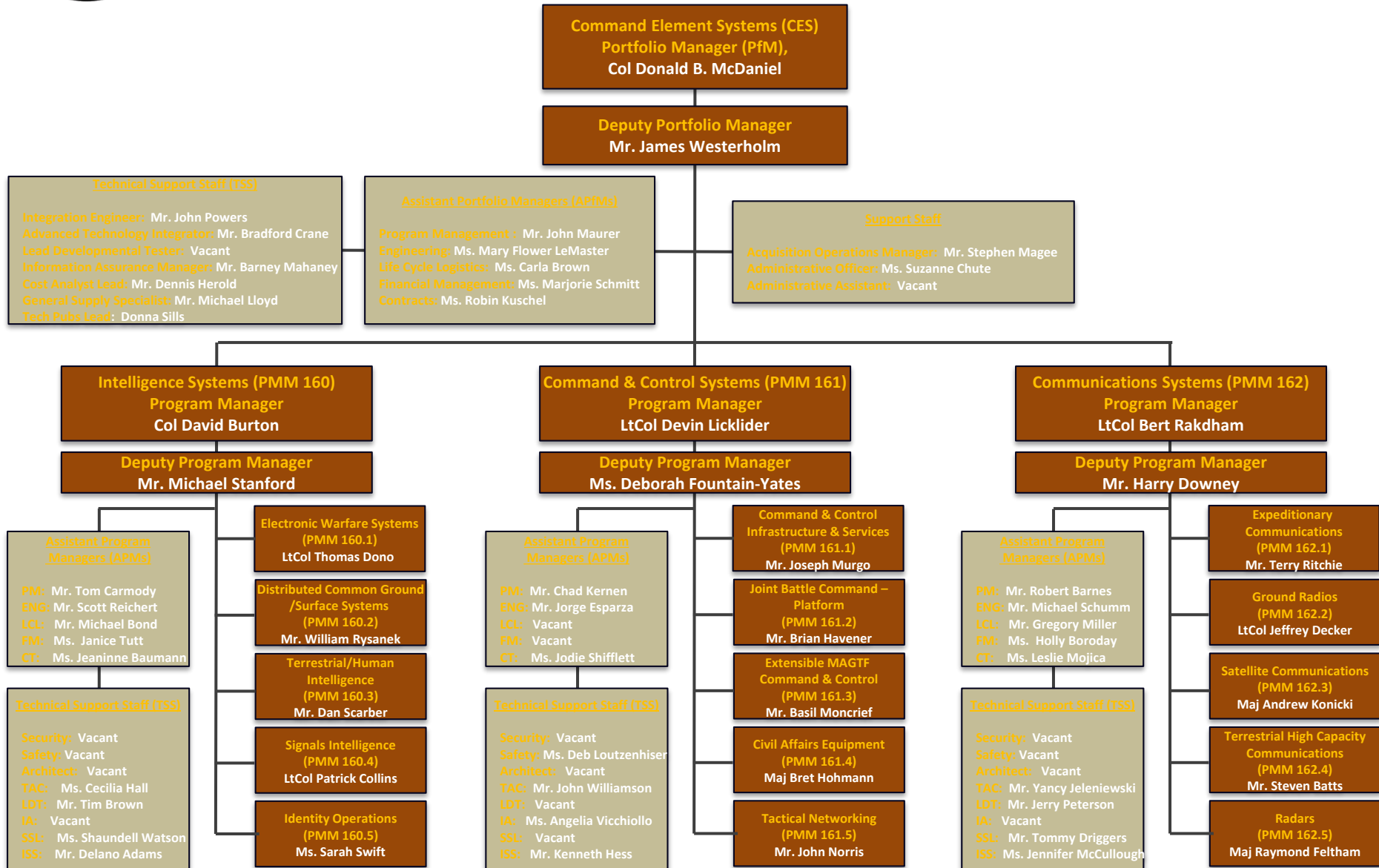
**PM LAV**  
Program Manager Light Armored Vehicle



# MARINE CORPS SYSTEMS COMMAND

HOME OF THE MARINE CORPS ACQUISITION PROFESSIONALS

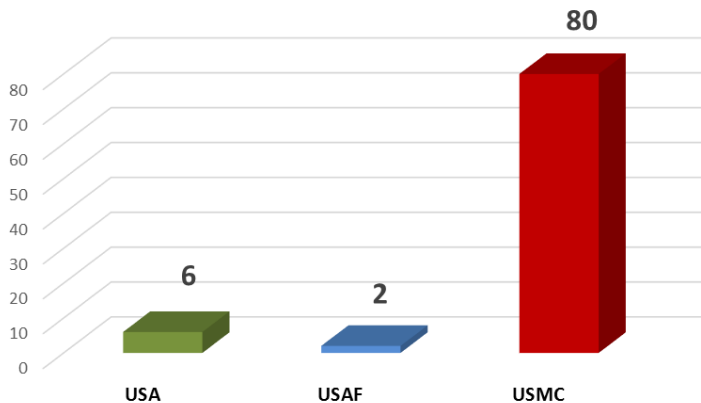
## Command Element Systems (CES)



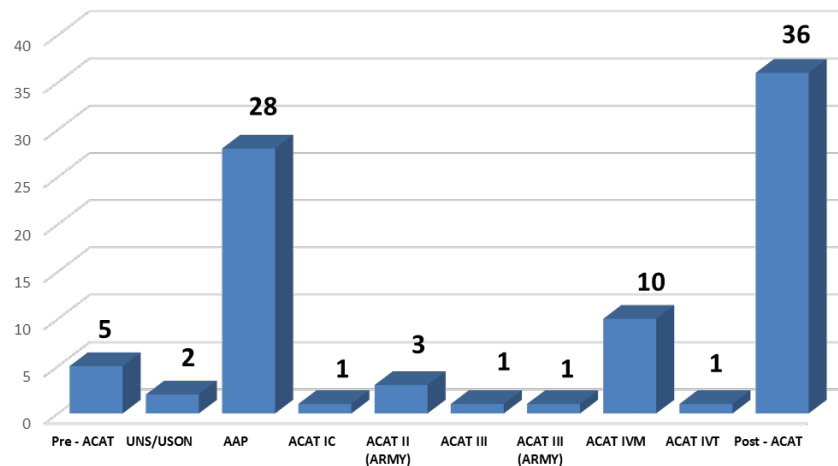


## TOPIC Total = 88 Programs

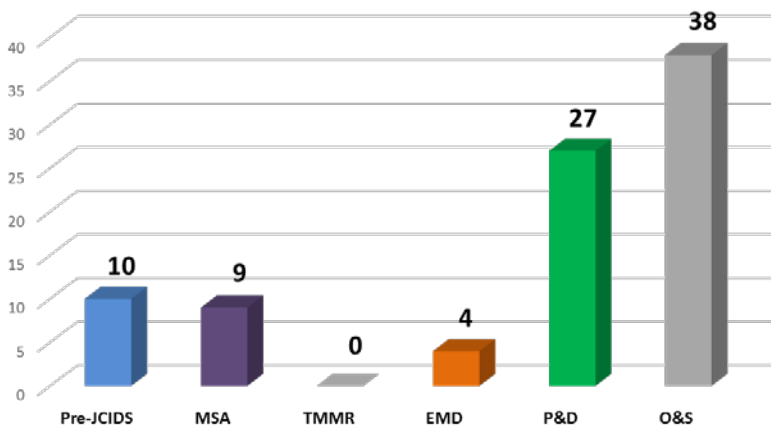
CES Portfolio-Lead Service



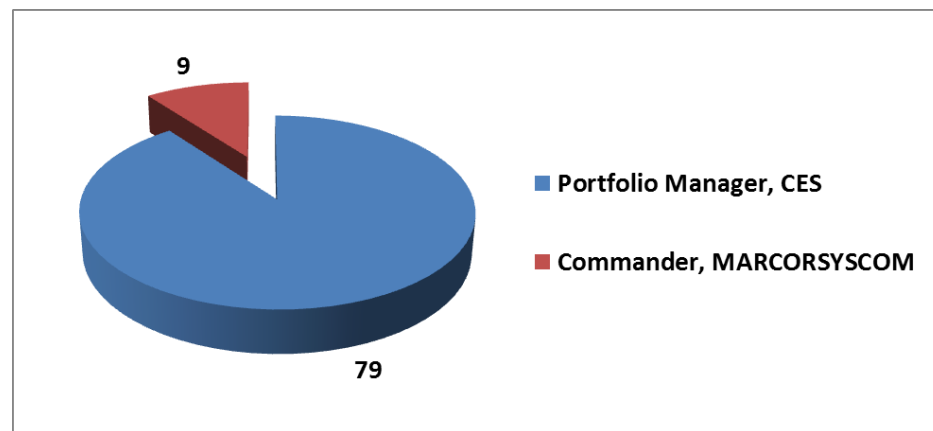
CES Portfolio-ACAT Designation



CES Portfolio-Life Cycle Phase



CES Portfolio-USMC Decision Authority





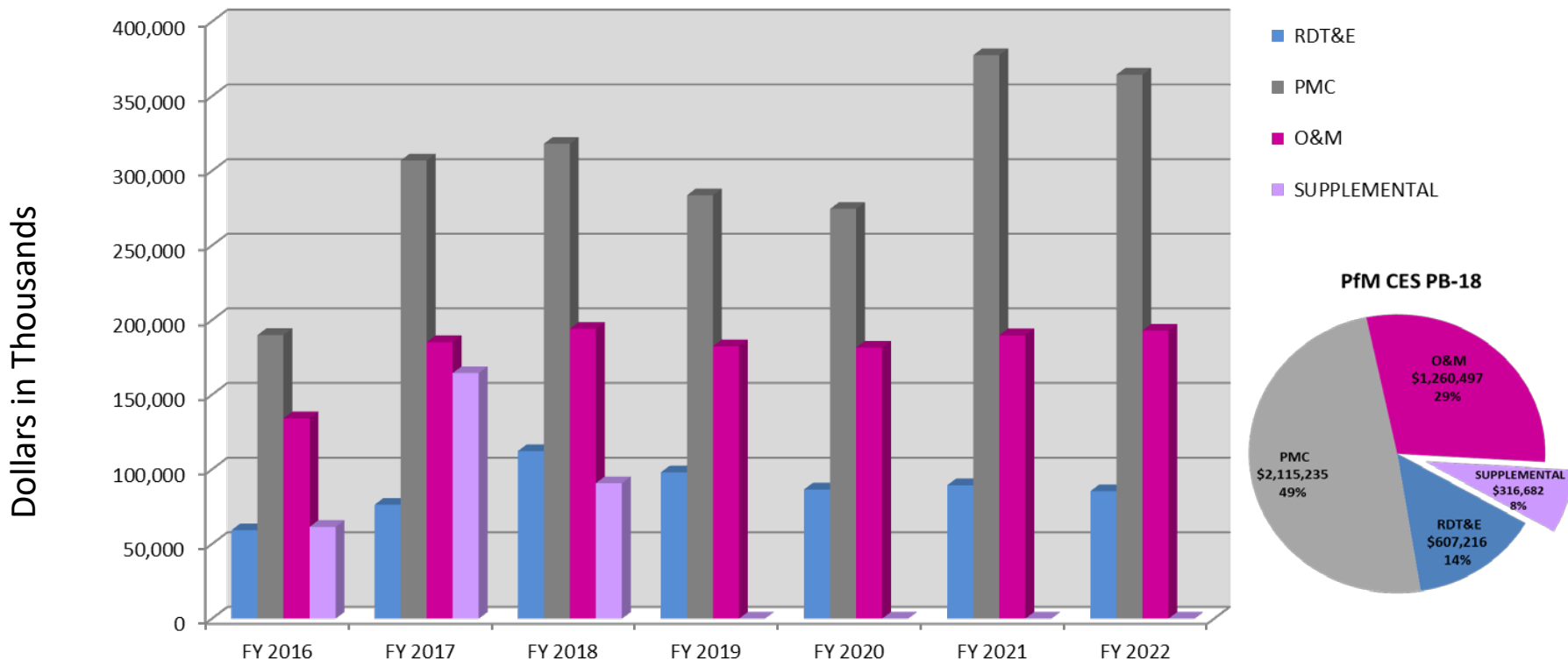
# MARINE CORPS SYSTEMS COMMAND

HOME OF THE MARINE CORPS ACQUISITION PROFESSIONALS

# Fiscal Profile

## PfM CES Financial Resource Chart (\$K)

Last reviewed: 17 May 2017



|                     |                |                |                |                |                |                |                |                    |
|---------------------|----------------|----------------|----------------|----------------|----------------|----------------|----------------|--------------------|
| <b>RDT&amp;E</b>    | 59,289         | 76,332         | 112,208        | 98,029         | 86,573         | 89,379         | 85,406         | <b>\$607,216</b>   |
| <b>PMC</b>          | 189,991        | 306,953        | 318,123        | 283,661        | 274,526        | 377,510        | 364,471        | <b>\$2,115,235</b> |
| <b>O&amp;M</b>      | 134,187        | 185,212        | 194,157        | 182,484        | 181,630        | 189,878        | 192,949        | <b>\$1,260,497</b> |
| <b>SUPPLEMENTAL</b> | 61,456         | 164,493        | 90,733         | 0              | 0              | 0              | 0              | <b>\$316,682</b>   |
| RDT&E               | 0              | 0              | 0              | 0              | 0              | 0              | 0              | <b>\$0</b>         |
| PMC                 | 25,514         | 110,676        | 14,140         | 0              | 0              | 0              | 0              | <b>\$150,330</b>   |
| O&M                 | 35,942         | 53,817         | 76,593         | 0              | 0              | 0              | 0              | <b>\$166,352</b>   |
| <b>TOTALS</b>       | <b>444,923</b> | <b>732,990</b> | <b>715,221</b> | <b>564,174</b> | <b>542,729</b> | <b>656,767</b> | <b>642,826</b> | <b>\$4,299,630</b> |

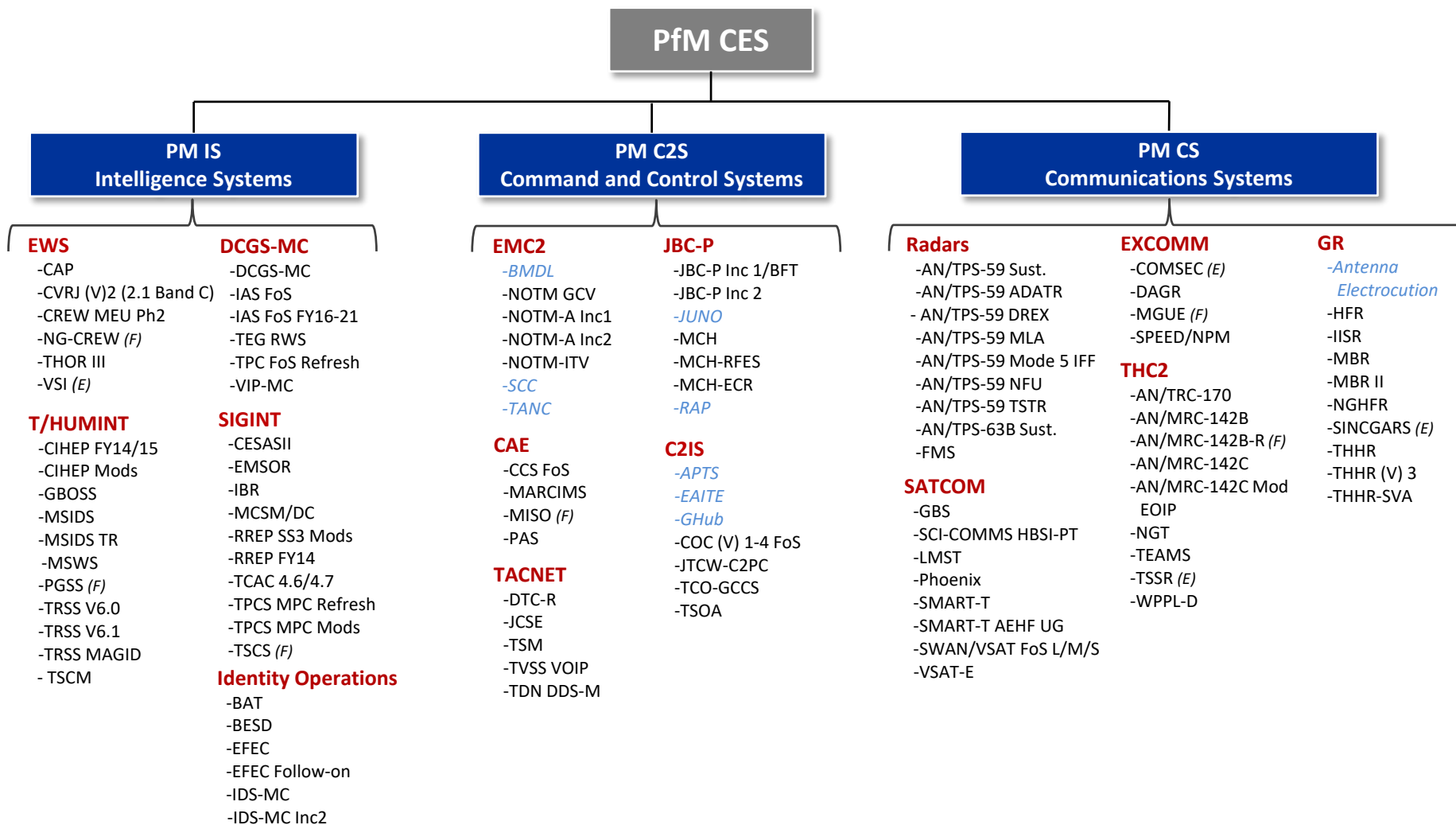




# MARINE CORPS SYSTEMS COMMAND

HOME OF THE MARINE CORPS ACQUISITION PROFESSIONALS

# Programs





1. Urgent Universal Needs Statements
2. Executing Deliberate Programs
3. S&T; Experimentation



## Areas Where Industry Can Help

- Cyber Security
- Reduce Size, Weight, and Power
- Signature Management
- Converging Capabilities
- Reducing Costs



Never ever give up!

